



## **NOTICE OF TELECONFERENCE ENFORCEMENT COMMITTEE MEETING**

### **Committee Members**

Laurence Adams, D.C., Chair  
David Paris, D.C.  
Rafael Sweet

**The Board of Chiropractic Examiners' (Board) Enforcement Committee will meet by teleconference on:**

**Thursday, October 6, 2022  
2:30 p.m. to 4:30 p.m.  
(or until completion of business)**

**The Committee may take action on any agenda item.**

**Note:** Pursuant to the statutory provisions of Government Code section 11133, neither a public location nor teleconference locations are provided. Due to potential technical difficulties or time constraints, members of the public may also submit written comments to the Board on any agenda item by Tuesday, October 4, 2022. Written comments should be directed to [chiro.info@dca.ca.gov](mailto:chiro.info@dca.ca.gov) for Board consideration.

**Important Notice to the Public:** The Committee will hold a public meeting via Webex Events. To access and participate in the meeting, please click on, or copy and paste into a URL field, the link below:

<https://dca-meetings.webex.com/dca-meetings/j.php?MTID=m9932726f13c053a674b5fb31fe37236f>

### **If joining using the link above**

Webinar number: 2498 688 3862  
Webinar password: BCE10062022

### **If joining by phone**

+1-415-655-0001 US Toll  
Access code: 249 868 83862  
Passcode: 22310062

Instructions to connect to the meeting can be found at the end of this agenda.

## **AGENDA**

- 1. Call to Order / Roll Call / Establishment of a Quorum**
- 2. Review and Possible Approval of December 3, 2021 Committee Meeting Minutes**

**3. Update on Board's Enforcement Program**

**4. Review, Discussion, and Possible Recommendation Regarding Proposed Changes to the Record Keeping and Retention Requirements for Chiropractic Patient Records (California Code of Regulations [CCR], Title 16, section 318)**

**5. Review, Discussion, and Possible Recommendation Regarding Proposed Changes to the Board's *Disciplinary Guidelines and Model Disciplinary Orders* and Implementation of the Uniform Standards for Substance Abusing Licensees (CCR, Title 16, section 384)**

**6. Review, Discussion, and Possible Recommendation Regarding Proposed Regulations for Disciplinary Decisions Involving Sexual Contact with a Patient and Required Actions Against Registered Sex Offenders (add CCR, Title 16, sections 384.1 and 384.2)**

**7. Public Comment for Items Not on the Agenda**

Note: Members of the public may offer public comment for items not on the agenda.

However, the Committee may not discuss or take action on any matter raised during this public comment section that is not included on this agenda, except to decide whether to place the matter on the agenda of a future meeting. [Government Code Sections 11125, 11125.7(a).]

**8. Future Agenda Items**

Note: Members of the Committee and the public may submit proposed agenda items for a future Committee meeting. However, the Committee may not discuss or take action on any proposed matter except to decide whether to place the matter on the agenda of a future meeting. [Government Code Section 11125.]

**9. Adjournment**

This agenda can be found on the Board's website at [www.chiro.ca.gov](http://www.chiro.ca.gov). The time and order of agenda items are subject to change at the discretion of the Committee Chair and may be taken out of order. In accordance with the Bagley-Keene Open Meeting Act, all meetings of the Board are open to the public.

Government Code section 11125.7 provides the opportunity for the public to address each agenda item during discussion or consideration by the Committee prior to it taking any action on said item. Members of the public will be provided appropriate opportunities to comment on any issue before the Committee, but the Committee Chair may, at their discretion, apportion available time among those who wish to speak. Members of the public will not be permitted to yield their allotted time to other members of the public to make comments. Individuals may appear before the Committee to discuss items not on the agenda; however, the Committee can neither discuss nor take official action on these items at the time of the same meeting (Government Code sections 11125 and 11125.7(a)).

BCE Enforcement Committee Meeting Agenda

October 6, 2022

Page 3

This meeting is being held via Webex Events. The meeting is accessible to individuals with disabilities. A person who needs a disability-related accommodation or modification to participate in the meeting may make a request by contacting the Board at:

**Telephone:** (916) 263-5355

**Email:** [chiro.info@dca.ca.gov](mailto:chiro.info@dca.ca.gov)

**Telecommunications Relay Service:** Dial 711

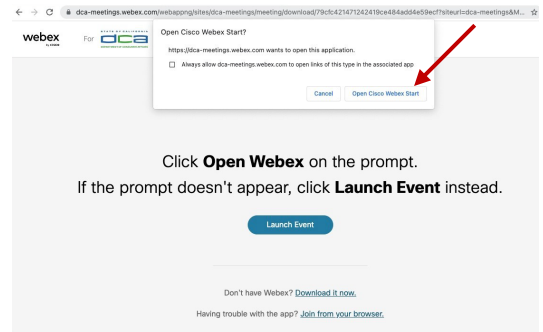
**Mailing Address:**

Board of Chiropractic Examiners  
1625 N. Market Blvd., Suite N-327  
Sacramento, CA 95834

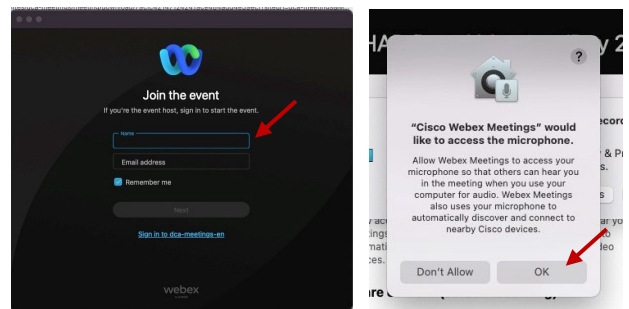
Providing your request at least five (5) business days before the meeting will help to ensure availability of the requested accommodation.

## If joining using the meeting link

- 1 Click on the meeting link. This can be found in the meeting notice you received.
- 2 If you have not previously used Webex on your device, your web browser may ask if you want to open Webex. Click "Open Cisco Webex Start" or "Open Webex", whichever option is presented. DO NOT click "Join from your browser", as you will not be able to participate during the meeting.



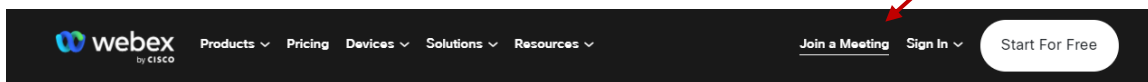
- 3 Enter your name and email address. Click "Join as a guest". Accept any request for permission to use your microphone and/or camera.



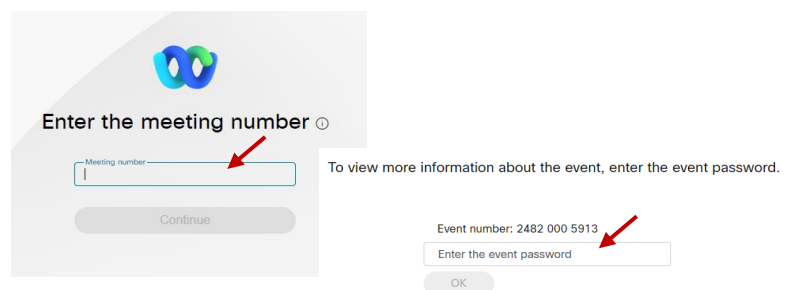
OR

## If joining from Webex.com

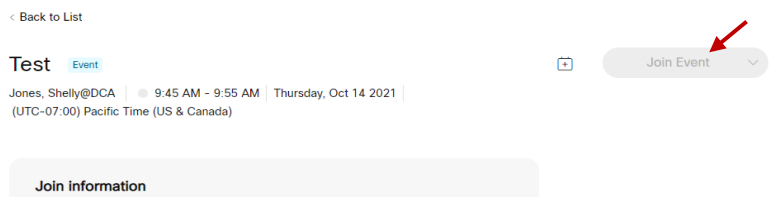
- 1 Click on "Join a Meeting" at the top of the Webex window.



- 2 Enter the meeting/event number and click "Continue". Enter the event password and click "OK". This can be found in the meeting notice you received.



- 3 The meeting information will be displayed. Click "Join Event".



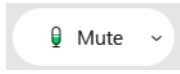
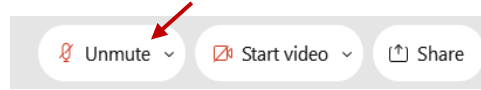
OR

## Connect via telephone\*:

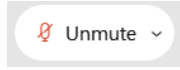
You may also join the meeting by calling in using the phone number, access code, and passcode provided in the meeting notice.

## Microphone

Microphone control (mute/unmute button) is located on the command row.

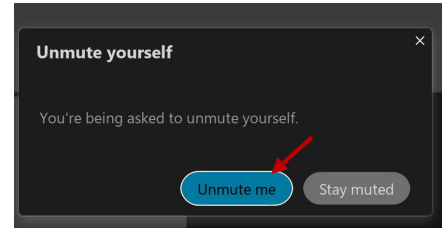


Green microphone = Unmuted: People in the meeting can hear you.



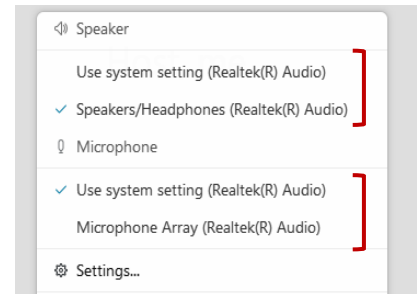
Red microphone = Muted: No one in the meeting can hear you.

*Note: Only panelists can mute/unmute their own microphones. Attendees will remain muted unless the moderator enables their microphone at which time the attendee will be provided the ability to unmute their microphone by clicking on "Unmute Me".*



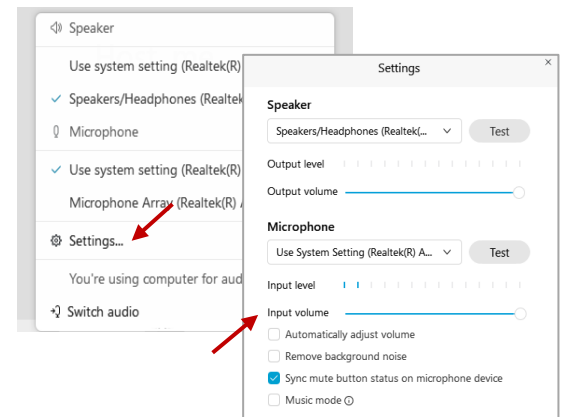
## If you cannot hear or be heard

- 1 Click on the bottom facing arrow located on the Mute/Unmute button.
- 2 From the pop-up window, select a different:
  - Microphone option if participants can't hear you.
  - Speaker option if you can't hear participants.



## If your microphone volume is too low or too high

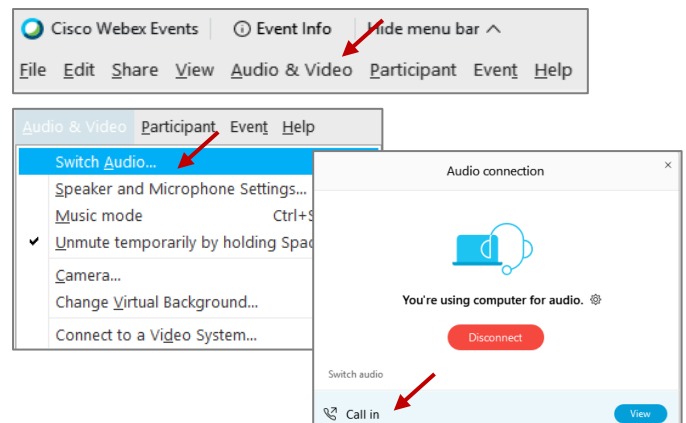
- 1 Locate the command row – click on the bottom facing arrow located on the Mute/Unmute button.
- 2 From the pop-up window:
  - Click on "Settings...":
  - Drag the "Input Volume" located under microphone settings to adjust your volume.



## Audio Connectivity Issues

If you are connected by computer or tablet and you have audio issues or no microphone/speakers, you can link your phone through Webex. Your phone will then become your audio source during the meeting.

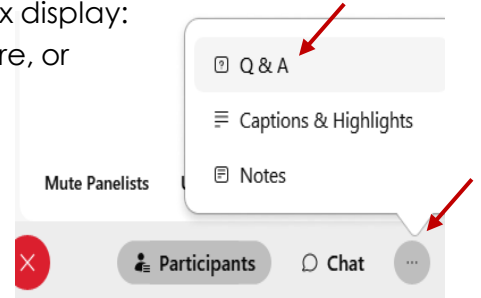
- 1 Click on "Audio & Video" from the menu bar.
- 2 Select "Switch Audio" from the drop-down menu.
- 3 Select the "Call In" option and following the directions.



The question-and-answer feature (Q&A) is utilized for questions or comments. Upon direction of the meeting facilitator, the moderator will open the Q&A panel for meeting participants to submit questions or comments. *NOTE: This feature is not accessible to those joining the meeting via telephone.*

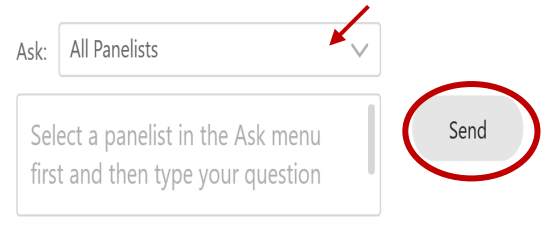
1 Access the Q&A panel at the bottom right of the Webex display:

- Click on the icon that looks like a “?” inside of a square, or
- Click on the 3 dots and select “Q&A”.



2 In the text box:

- Select “All Panelists” in the dropdown menu,
- Type your question/comment into the text box, and
- Click “Send”.



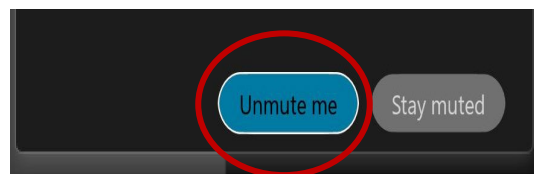
OR

If connected via telephone:

- Utilize the raise hand feature by pressing \*6 to raise your hand.
- Repeat this process to lower your hand.

3 The moderator will call you by name and indicate a request has been sent to unmute your microphone. Upon hearing this prompt:

- Click the **Unmute me** button on the pop-up box that appears.

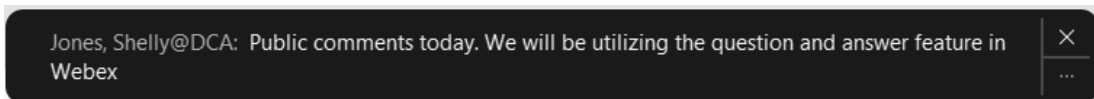


OR

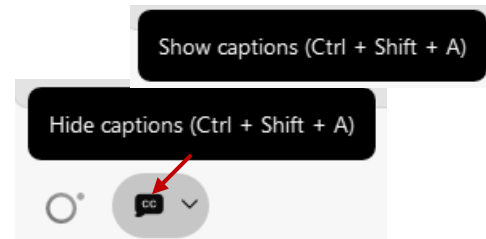
If connected via telephone:

- Press \*3 to unmute your microphone.

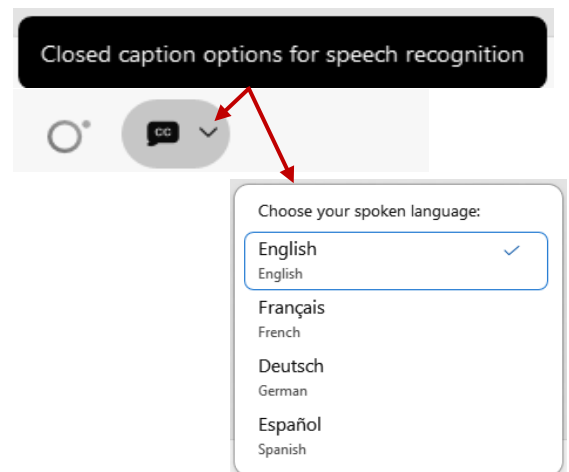
Webex provides real-time closed captioning displayed in a dialog box on your screen. The captioning box can be moved by clicking on the box and dragging it to another location on your screen.



The closed captioning can be hidden from view by clicking on the closed captioning icon. You can repeat this action to unhide the dialog box.



You can select the language to be displayed by clicking the drop-down arrow next to the closed captioning icon.



You can view the closed captioning dialog box with a light or dark background or change the font size by clicking the 3 dots on the right side of the dialog box.

