



AMENDED

NOTICE OF TELECONFERENCE BOARD MEETING

Board Members

Laurence Adams, D.C., Chair
Pamela Daniels, D.C., Vice Chair
Janette N.V. Cruz, Secretary
Sergio Azzolino, D.C.
David Paris, D.C.
Rafael Sweet

The Board of Chiropractic Examiners (Board) will meet by teleconference on:

Friday, January 16, 2026

9:00 a.m. to 1:00 p.m.

(or until completion of business)

Teleconference Instructions: The Board will hold a public meeting, pursuant to Government Code section 11123, via Webex Events. To access and participate in the meeting via teleconference, attendees will need to click on, or copy and paste into a URL field, the link below and enter their name, email address, and the event password, or join by phone using the access information below:

Webex Meeting Link: [Click Here to Join Meeting](https://dca-meetings.webex.com/dca-meetings/j.php?MTID=med3822f623669014e734025632244cb0)

Experiencing issues joining the meeting? Copy and paste the full link text below into an internet browser:

<https://dca-meetings.webex.com/dca-meetings/j.php?MTID=med3822f623669014e734025632244cb0>

If joining using the link above

Webinar number: 2492 775 2128

Webinar password: BCE116

If joining by phone

+1-415-655-0001 US Toll

Access code: 2492 775 2128

Passcode: 223116

Instructions to connect to the meeting can be found at the end of this agenda.

Members of the public may, but are not obligated to, provide their names or personal information as a condition of observing or participating in the meeting. When signing into the Webex platform, participants may be asked for their name and email address. Participants who choose not to provide their names will be required to provide a unique identifier, such as

their initials or another alternative, so that the meeting moderator can identify individuals who wish to make a public comment. Participants who choose not to provide their email address may utilize a fictitious email address in the following sample format: XXXXXX@mailinator.com.

Note: Members of the public may also submit written comments to the Board on any agenda item by Tuesday, January 13, 2026. Written comments should be directed to chiro.info@dca.ca.gov for Board consideration.

Teleconference Meeting Locations

~~4100 W. Alameda Avenue~~
~~Third Floor~~
~~Burbank, CA 91505~~

3455 Knighton Road
Redding, CA 96002

38 Blue Water Circle
Sacramento, CA 95831

1545 Broadway
San Francisco, CA 94109

1165 Park Avenue
San Jose, CA 95126

101 Andrieux Street
Sonoma, CA 95476

The Board may discuss and take action on any agenda item listed on this agenda, including information-only items.

AGENDA

- 1. Open Session – Call to Order / Roll Call / Establishment of a Quorum**
- 2. Public Comment for Items Not on the Agenda**
Note: Members of the public may offer public comment for items not on the agenda. However, the Board may not discuss or take action on any matter raised during this public comment section that is not included on this agenda, except to decide whether to place the matter on the agenda of a future meeting. [Government Code Sections 11125 and 11125.7, subd. (a).]
- 3. Board Chair's Report**
- 4. Department of Consumer Affairs (DCA) Report Which May Include Updates on DCA's Administrative Services, Human Resources, Enforcement, Information Technology, Communications and Outreach, and Legislative, Regulatory, or Policy Matters**
- 5. DCA Budget Office Report and Discussion on Board's Budget and Fund Condition, Including Strategies to Address Structural Imbalance in Board's Fund**
- 6. Review and Possible Approval of December 9, 2025 Board Meeting Minutes**

- 7. Review and Possible Ratification of Approved Doctor of Chiropractic License Applications**
- 8. Review and Possible Approval of New Continuing Education (CE) Provider Applications**
- 9. Discussion and Selection of Members to Serve as the Delegate and Alternate Delegate to the Federation of Chiropractic Licensing Boards (FCLB) and the National Board of Chiropractic Examiners (NBCE)**
- 10. Presentation and Discussion on Ethics Assessments by Ethics and Boundaries Assessment Services, LLC (EBAS)**
- 11. Presentation and Discussion on CE Provider and Course Review and Audit Processes by FCLB Providers of Approved Continuing Education (PACE)**
- 12. Review, Discussion, and Possible Action on the Potential Recognition of PACE CE Providers and Courses for the Board's CE Requirements**
- 13. Executive Officer's Report and Updates on:**
 - A. Administration, Continuing Education, Enforcement, and Licensing Programs
 - B. Business Modernization Project and Implementation of Connect System
 - C. Regulatory Process and Status of Board's Pending Proposals
 - D. Board's 2022–2026 Strategic Plan Objectives
- 14. Government and Public Affairs Committee Report**
 - Committee Chair's Update on October 17, 2025 Working Group Meeting
- 15. Enforcement Committee Report**
 - Committee Chair's Update on October 29, 2025 Working Group Meeting
- 16. Licensing Committee Report**
 - A. Committee Chair's Update on December 5, 2025 Meeting
 - B. Review, Discussion, and Possible Action on Committee's Recommendation Regarding Regulatory Proposal to Clarify the Requirements for the Issuance and Renewal of Satellite Certificates and for Providing Notice to Consumers of Licensure by the Board (add California Code of Regulations [CCR], Title 16, section 303.1 and amend section 308)
 - C. Review, Discussion, and Possible Action on Committee's Recommendation Regarding Regulatory Proposal to Clarify the Requirements for Licensure by Reciprocity and Establish a New Temporary Licensure Pathway (amend CCR, title 16, section 323 and add section 321.1 or 323.1)

17. Future Agenda Items

Note: Members of the Board and the public may submit proposed agenda items for a future Board meeting. However, the Board may not discuss or take action on any proposed matter except to decide whether to place the matter on the agenda of a future meeting. [Government Code Section 11125.]

18. Closed Session – The Board Will Meet in Closed Session to:

- Deliberate and Vote on Disciplinary Matters Pursuant to Government Code Section 11126, subd. (c)(3)

RETURN TO OPEN SESSION

19. Adjournment

This agenda can be found on the Board's website at www.chiro.ca.gov. The time and order of agenda items are subject to change at the discretion of the Board Chair and may be taken out of order. In accordance with the Bagley-Keene Open Meeting Act, all meetings of the Board are open to the public.

Government Code section 11125.7 provides the opportunity for the public to address each agenda item during discussion or consideration by the Board prior to it taking any action on said item. Members of the public will be provided appropriate opportunities to comment on any issue before the Board, but the Board Chair may, at their discretion, apportion available time among those who wish to speak. Members of the public will not be permitted to yield their allotted time to other members of the public to make comments. Individuals may appear before the Board to discuss items not on the agenda; however, the Board can neither discuss nor take official action on these items at the time of the same meeting (Government Code sections 11125 and 11125.7(a)).

The meeting is accessible to individuals with disabilities. A person who has questions about the meeting or needs a disability-related accommodation or modification to participate in the meeting may contact the Board to ask questions or make a disability-related accommodation request at:

Board Contact Person: Tammi Herrera

Telephone: (916) 263-5355

Email: chiro.info@dca.ca.gov

Telecommunications Relay Service: Dial 711

Mailing Address:

Board of Chiropractic Examiners

1625 N. Market Blvd., Suite N-327

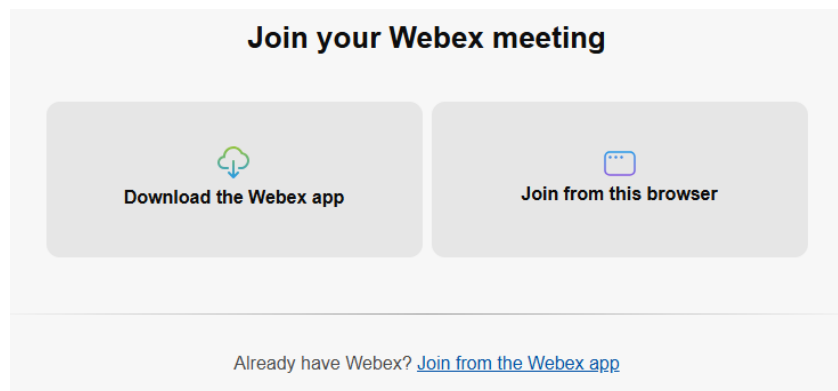
Sacramento, CA 95834

Providing your disability-related accommodation request at least five (5) business days before the meeting will help to ensure availability of the requested accommodation.

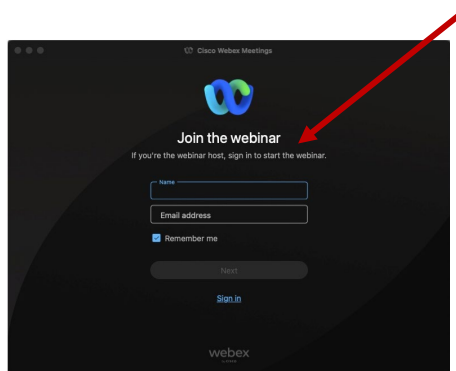
Recommended: Join using the meeting link.

- 1 Click on the meeting link. This can be found in the meeting notice you received and is on the meeting agenda.
- 2 If you already have Webex on your device, click the bottom instruction, "Join from the Webex app."

If you have **not** previously used Webex on your device, your web browser will offer "Download the Webex app." Follow the download link and follow the instructions to install Webex.



- 3 Enter your name and email address*. Click "Next."
Accept any request for permission to use your microphone and/or camera.



*Members of the public are not obligated to provide their name or personal information and may provide a unique identifier such as their initials or another alternative as well as a fictitious email address like in the following sample format: XXXXX@mailinator.com.

Alternative 1. Join from Webex.com

- 1 Click on “Join a Meeting” at the top of the Webex window.



- 2 Enter the meeting/event number and click “Continue.” Enter the event password and click “OK.” This can be found in the meeting notice you received or on the meeting agenda.

A screenshot of the 'Enter the meeting number' form. It features the Webex logo at the top, followed by the text 'Enter the meeting number'. Below this is a text input field with a red rectangular box around it. At the bottom is a 'Continue' button with a red arrow pointing to it.

To view more information about the event, enter the event password.

A screenshot of the 'Enter the event password' form. It shows the text 'Event number: 2482 000 5913' above a text input field labeled 'Enter the event password', which has a red rectangular box around it. Below the field is an 'OK' button with a red arrow pointing to it.

- 3 The meeting information will be displayed. Click “Join Event.”

[< Back to List](#)

Meeting Name

Jones, Shelly@DCA | 9:45 AM - 9:55 AM | Thursday, Oct 14 2021 |
(UTC-07:00) Pacific Time (US & Canada)



Join Event

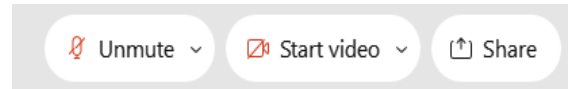
OR

Alternative 2. Connect via Telephone



You may also join the meeting by calling in using the phone number, access code, and passcode provided in the meeting notice or on the agenda.

Microphone control (mute/unmute button) is located at the bottom of your Webex window.



Green microphone = Unmuted: People in the meeting can hear you.



Red microphone = Muted: No one in the meeting can hear you.

Note: Only panelists can mute/unmute their own microphones. Attendees will remain muted unless the moderator invites them to unmute their microphone. Only panelists will be offered starting their video camera.

Attendees/Members of the Public

Joined via Meeting Link

The moderator will call you by name and indicate a request has been sent to unmute your microphone. Upon hearing this prompt:

Click the Unmute me button on the pop-up box that appears.



Joined via Telephone (Call-in User)



- When you are asked to unmute yourself, press *6.
- When you are finished speaking, press *6 to mute yourself again.

If you cannot hear or be heard

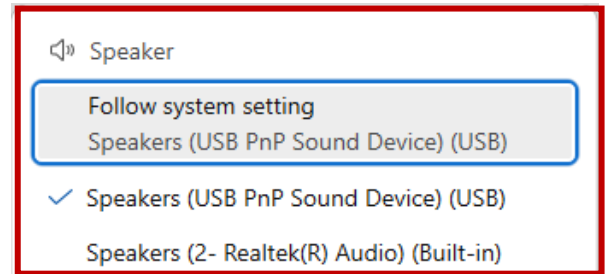
1 Click on the bottom facing arrow located on the Mute/Unmute button at the bottom of the Webex window.



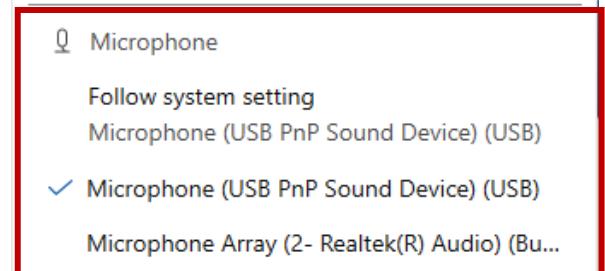
2 From the drop-down menu, select different:

- A. Speaker options if **you can't hear** participants.
- B. Microphone options if **participants can't hear you**.
- C. Audio settings will offer testing of your devices, and let you choose a different device.

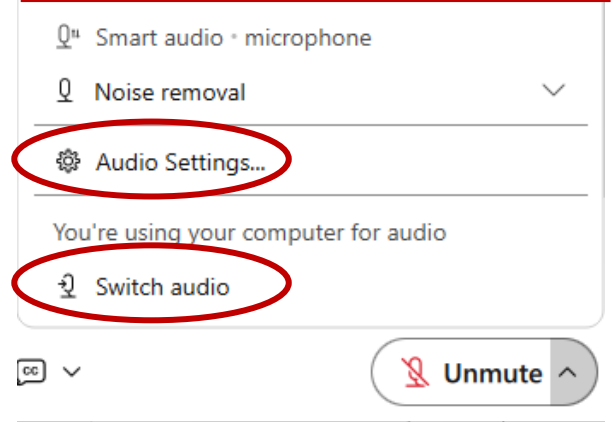
A



B

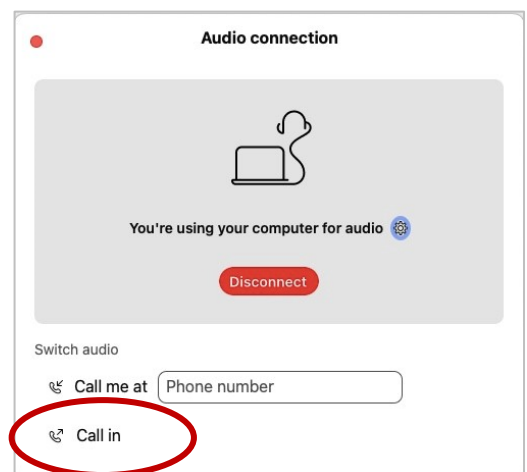


C



3 To link your phone to your Webex session, enabling your phone to become your microphone and speaker source:

- Click on "Switch audio".
- Select "Call in", which will show the phone number to call and the meeting login information.



Joined via Meeting Link

- Locate the hand icon at the bottom of the Webex window.
- Click the hand icon to raise your hand.
- Repeat this process to lower your hand.



The moderator will call you by name and indicate a request has been sent to unmute your microphone.

Upon hearing this prompt:

Click the Unmute me button on the pop-up box that appears.





Joined via Telephone (Call-in User)

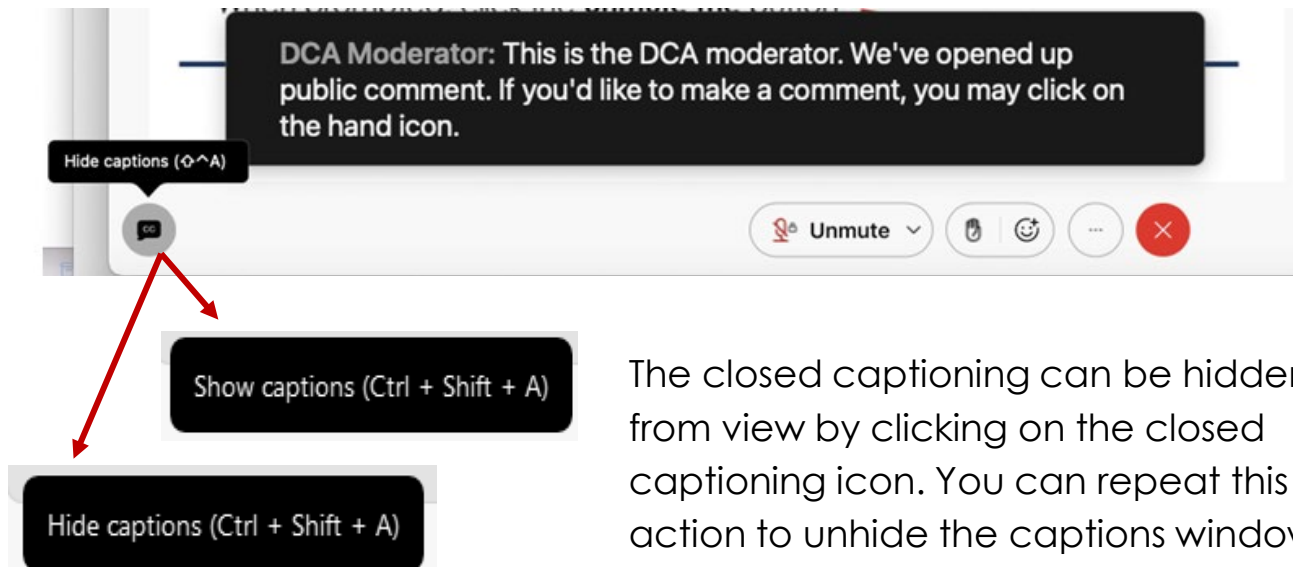


Press *3 to raise or lower your hand.

- When you are asked to unmute yourself, press *6.
- When you are finished speaking, press *6 to mute yourself again.



Webex provides real-time closed captioning displayed in a dialog box in your Webex window. The captioning box can be moved by clicking on the box and dragging it to another location on your screen.



You can view the closed captioning dialog box with a light or dark background or change the font size by clicking the 3 dots on the right side of the dialog box.

