



NOTICE OF TELECONFERENCE LICENSING COMMITTEE MEETING

Committee Members

Pamela Daniels, D.C., Chair
Janette N.V. Cruz

The Board of Chiropractic Examiners' (Board) Licensing Committee will meet by teleconference on:

**Tuesday, June 30, 2026
12:30 p.m. to 2:30 p.m.**
(or until completion of business)

This teleconference meeting will be held in accordance with the provisions of Government Code section 11123.5. Board staff will be present at the primary physical meeting location below and all Committee members will be participating virtually from remote locations.

Teleconference Instructions: The Licensing Committee will hold a public meeting via Webex Events. To access and participate in the meeting via teleconference, attendees will need to click on, or copy and paste into a URL field, the link below and enter their name, email address, and the event password, or join by phone using the access information below.

Webex Meeting Link: [Click Here to Join Meeting](#)

Experiencing issues joining the meeting? Copy and paste the full link text below into an internet browser:

<https://dca-meetings.webex.com/dca-meetings/j.php?MTID=m524a5f7bc62fffce6cc7b19328c88bf1>

If joining using the link above

Webinar number: 2482 583 7183

Webinar password: BCE630

If joining by phone

+1-415-655-0001 US Toll

Access code: 2482 583 7183

Passcode: 223630

Instructions to connect to the meeting can be found at the end of this agenda.

Members of the public may, but are not obligated to, provide their names or personal information as a condition of observing or participating in the meeting. When signing into the Webex platform, participants may be asked for their name and email address. Participants who choose not to provide their names will be required to provide a unique identifier, such as their initials or another alternative, so that the meeting moderator can identify individuals who wish to make a public comment. Participants who choose not to provide their email address may utilize a fictitious email address in the following sample format: XXXXXX@mailinator.com.

Note: Members of the public may also submit written comments to the Committee on any agenda item by Thursday, June 25, 2026. Written comments should be directed to chiro.info@dca.ca.gov for Committee consideration.

Primary Physical Meeting Location

**Department of Consumer Affairs
El Dorado Room
1625 N. Market Blvd., Suite N-220
Sacramento, CA 95834**

AGENDA

Discussion and action may be taken on any agenda item

- 1. Call to Order / Roll Call / Establishment of a Quorum**
- 2. Public Comment for Items Not on the Agenda**
Note: Members of the public may offer public comment for items not on the agenda. However, the Committee may not discuss or take action on any matter raised during this public comment section that is not included on this agenda, except to decide whether to place the matter on the agenda of a future meeting. [Government Code Sections 11125, 11125.7(a).]
- 3. Review and Possible Approval of March 27, 2026 Committee Meeting Minutes**
- 4. Update on the Board's Licensing Program**
- 5. Review, Discussion, and Possible Recommendation on Regulatory Proposal to Establish Minimum Standards of Practice for Virtual Care (add California Code of Regulations [CCR], Title 16, section 318.2)**
- 6. Review, Discussion, and Possible Recommendation on Regulatory Proposal to Clarify Standards for the Use of Artificial Intelligence (AI) in Chiropractic Practice (add CCR, Title 16, section 318.3)**

7. Future Agenda Items

Note: Members of the Committee and the public may submit proposed agenda items for a future Committee meeting. However, the Committee may not discuss or take action on any proposed matter except to decide whether to place the matter on the agenda of a future meeting. [Government Code Section 11125.]

8. Adjournment

This agenda can be found on the Board's website at www.chiro.ca.gov. The time and order of agenda items are subject to change at the discretion of the Committee Chair and may be taken out of order. In accordance with the Bagley-Keene Open Meeting Act, all meetings of the Board and Committee are open to the public.

Government Code section 11125.7 provides the opportunity for the public to address each agenda item during discussion or consideration by the Committee prior to it taking any action on said item. Members of the public will be provided appropriate opportunities to comment on any issue before the Committee, but the Committee Chair may, at their discretion, apportion available time among those who wish to speak. Members of the public will not be permitted to yield their allotted time to other members of the public to make comments. Individuals may appear before the Committee to discuss items not on the agenda; however, the Committee can neither discuss nor take official action on these items at the time of the same meeting (Government Code sections 11125 and 11125.7(a)).

The meeting is accessible to individuals with disabilities. A person who has questions about the meeting or needs a disability-related accommodation or modification to participate in the meeting may contact the Board to ask questions or make a disability-related accommodation request at:

Contact Person: Jose Diaz

Telephone: (916) 263-5355

Email: chiro.info@dca.ca.gov

Telecommunications Relay Service: Dial 711

Mailing Address:

Board of Chiropractic Examiners

1625 N. Market Blvd., Suite N-327

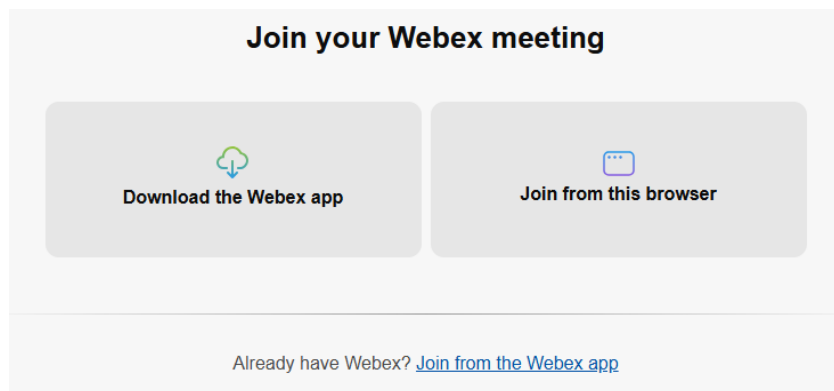
Sacramento, CA 95834

Providing your disability-related accommodation request at least five (5) business days before the meeting will help to ensure availability of the requested accommodation.

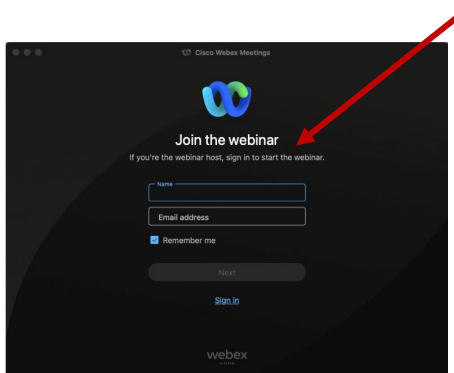
Recommended: Join using the meeting link.

- 1 Click on the meeting link. This can be found in the meeting notice you received and is on the meeting agenda.
- 2 If you already have Webex on your device, click the bottom instruction, "Join from the Webex app."

If you have **not** previously used Webex on your device, your web browser will offer "Download the Webex app." Follow the download link and follow the instructions to install Webex.



- 3 Enter your name and email address*. Click "Next." Accept any request for permission to use your microphone and/or camera.



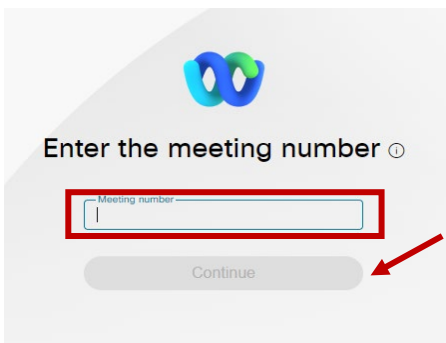
*Members of the public are not obligated to provide their name or personal information and may provide a unique identifier such as their initials or another alternative as well as a fictitious email address like in the following sample format: XXXXX@mailinator.com.

Alternative 1. Join from Webex.com

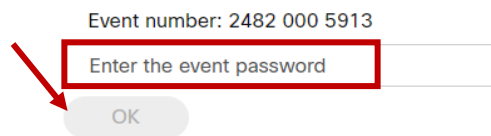
1 Click on “Join a Meeting” at the top of the Webex window.



2 Enter the meeting/event number and click “Continue.” Enter the event password and click “OK.” This can be found in the meeting notice you received or on the meeting agenda.



To view more information about the event, enter the event password.



3 The meeting information will be displayed. Click “Join Event.”

< Back to List

Meeting Name

Jones, Shelly@DCA | 9:45 AM - 9:55 AM | Thursday, Oct 14 2021 |
(UTC-07:00) Pacific Time (US & Canada)



Join Event

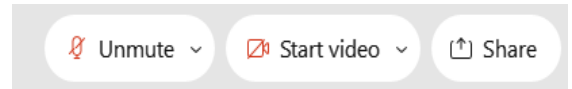
OR

Alternative 2. Connect via Telephone



You may also join the meeting by calling in using the phone number, access code, and passcode provided in the meeting notice or on the agenda.

Microphone control (mute/unmute button) is located at the bottom of your Webex window.



Green microphone = Unmuted: People in the meeting can hear you.



Red microphone = Muted: No one in the meeting can hear you.

Note: Only panelists can mute/unmute their own microphones. Attendees will remain muted unless the moderator invites them to unmute their microphone. Only panelists will be offered starting their video camera.

Attendees/Members of the Public

Joined via Meeting Link

The moderator will call you by name and indicate a request has been sent to unmute your microphone. Upon hearing this prompt:

Click the Unmute me button on the pop-up box that appears.



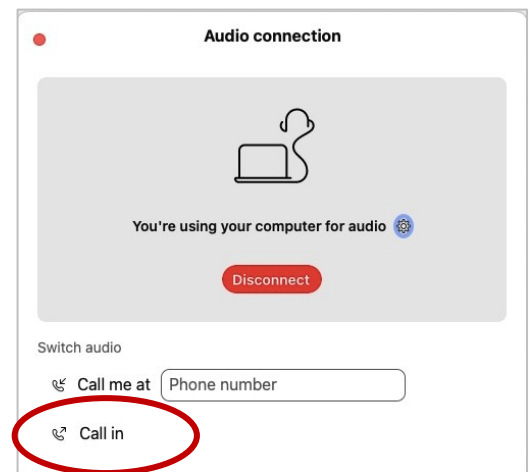
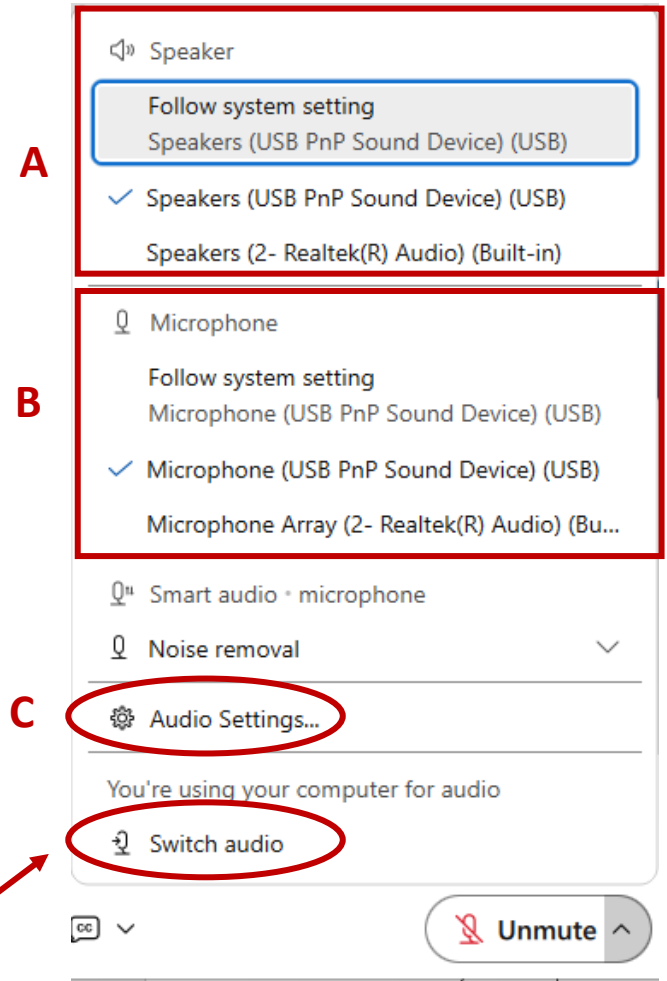
Joined via Telephone (Call-in User)



- When you are asked to unmute yourself, press *6.
- When you are finished speaking, press *6 to mute yourself again.

If you cannot hear or be heard

- 1 Click on the bottom facing arrow located on the Mute/Unmute button at the bottom of the Webex window.
- 2 From the drop-down menu, select different:
 - A. Speaker options if **you can't hear** participants.
 - B. Microphone options if **participants can't hear you**.
 - C. Audio settings will offer testing of your devices, and let you choose a different device.
- 3 To link your phone to your Webex session, enabling your phone to become your microphone and speaker source:
 - Click on "Switch audio".
 - Select "Call in", which will show the phone number to call and the meeting login information.



Joined via Meeting Link

- Locate the hand icon at the bottom of the Webex window.
- Click the hand icon to raise your hand.
- Repeat this process to lower your hand.



The moderator will call you by name and indicate a request has been sent to unmute your microphone.

Upon hearing this prompt:

Click the Unmute me button on the pop-up box that appears.



Joined via Telephone (Call-in User)

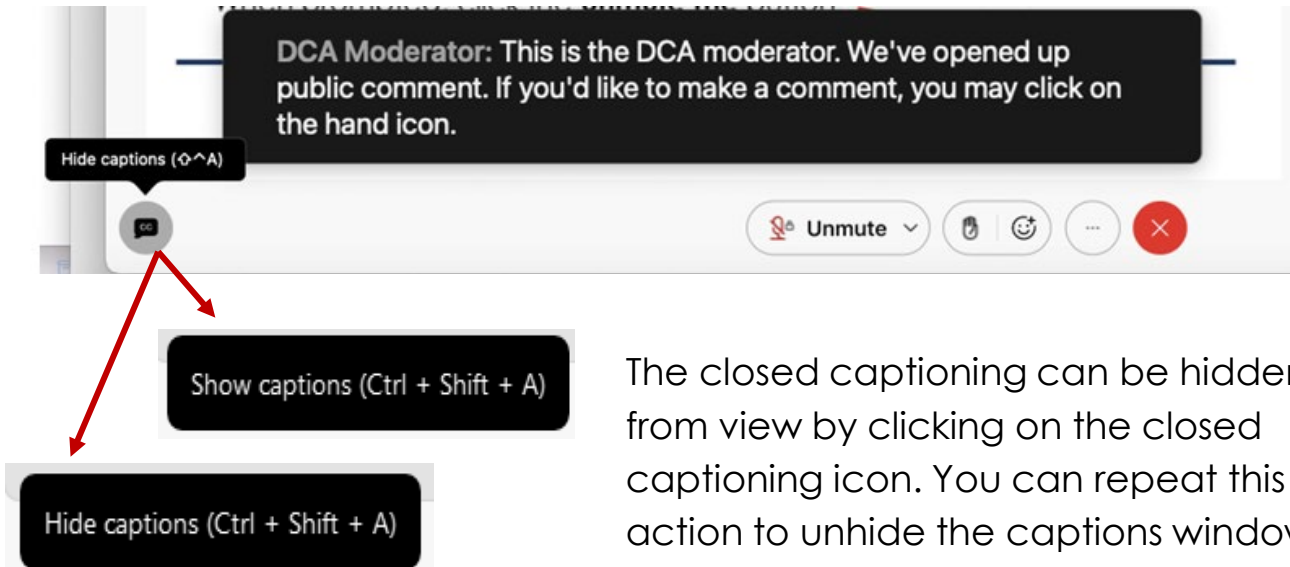


Press *3 to raise or lower your hand.

- When you are asked to unmute yourself, press *6.
- When you are finished speaking, press *6 to mute yourself again.



Webex provides real-time closed captioning displayed in a dialog box in your Webex window. The captioning box can be moved by clicking on the box and dragging it to another location on your screen.



You can view the closed captioning dialog box with a light or dark background or change the font size by clicking the 3 dots on the right side of the dialog box.

